





54 Micro Chisel® .404"

MICRO CHISEL



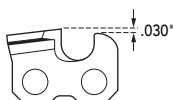
Kickback Reducing Features 26P, 27P  26, 27, 27A 	End View 	Use 
--	--	---

Not a Low-kickback Chain

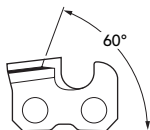
Chain Type	Gauge
26, 26P	.058"
27, 27A, 27P	.063"

FILING

① DEPTH-GAUGE SETTING



② TOP-PLATE CUTTING ANGLE



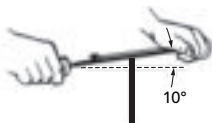
③ SIDE-PLATE ANGLE



④ TOP-PLATE FILING ANGLE



⑤ FILE-GUIDE ANGLE

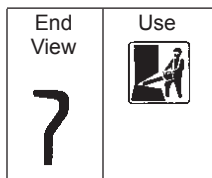
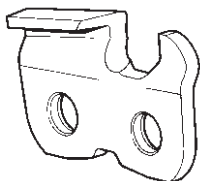


TOOLS FOR FILING

Part No.	Description
70502	7/32" Round File (12-Pack)
31686	7/32" Assembled File Guide
22291	.030" Depth-gauge Tool
OR534-316	3/16" Grinding Wheel, 5-3/4" Dia.
OR4125-316	3/16" Grinding Wheel, 4-1/8" Dia.

Chains on this page are intended for use with saws 4.0 cu. in. displacement (65 cc) and larger, and with bars 20 in. (50 cm) and longer.

MICRO CHISEL

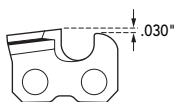


Not a Low-kickback Chain

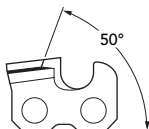
Chain Type	Gauge
27R	.063"
27RA (skip)	.063"

FILING

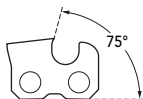
① DEPTH-GAUGE SETTING



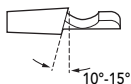
② TOP-PLATE CUTTING ANGLE



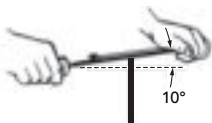
③ SIDE-PLATE ANGLE



④ TOP-PLATE FILING ANGLE



⑤ FILE-GUIDE ANGLE




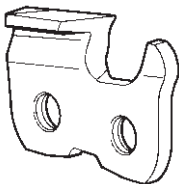
TOOLS FOR FILING

Part No.	Description
70502	7/32" Round File (12-Pack)
22291	.030" Depth-gauge Tool
OR534-316	3/16" Grinding Wheel, 5-3/4" Dia.
OR4125-316	3/16" Grinding Wheel, 4-1/8" Dia.

Ripping chains feature a special grind for use in ripping cuts only. Do not use these chains for any type of cutting other than ripping.

56 Super Chisel™ .404"

CHISEL



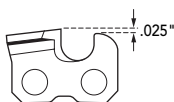
Not a Low-kickback Chain

Chain Type	Gauge
50L*	.050"
51L*	.058"
52L*	.063"

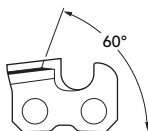
*Recently obsoleted Oregon® chain part numbers

FILING

① DEPTH-GAUGE SETTING



② TOP-PLATE CUTTING ANGLE



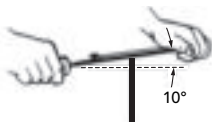
③ SIDE-PLATE ANGLE



④ TOP-PLATE FILING ANGLE



⑤ FILE-GUIDE ANGLE

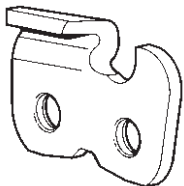


TOOLS FOR FILING

Part No.	Description
70502	7/32" Round File (12-Pack)
31686	7/32" Assembled File Guide
22290	.025" Depth-gauge Tool
OR534-316	3/16" Grinding Wheel, 5-3/4" Dia.
OR4125-316	3/16" Grinding Wheel, 4-1/8" Dia.

Chains on this page are intended for use with saws 4.0 cu. in. displacement (65 cc) and larger, and with bars 20 in. (50 cm) and longer.

CHIPPER



Kickback Reducing Features 	End View 	Use
---------------------------------------	---------------------	----------------

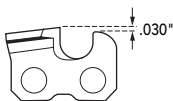
Not a Low-kickback Chain

Chain Type	Gauge
58CP*	.058"
59CP*	.063"

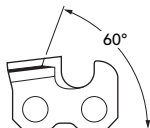
*Recently obsoleted Oregon® chain part numbers

FILING

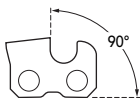
① DEPTH-GAUGE SETTING



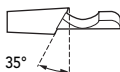
② TOP-PLATE CUTTING ANGLE



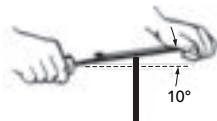
③ SIDE-PLATE ANGLE



④ TOP-PLATE FILING ANGLE



⑤ FILE-GUIDE ANGLE



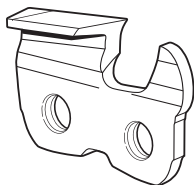
TOOLS FOR FILING




Part No.	Description
70502	7/32" Round File (12-Pack)
31686	7/32" Assembled File Guide
22291	.030" Depth-gauge Tool
OR534-316	3/16" Grinding Wheel, 5-3/4" Dia.
OR4125-316	3/16" Grinding Wheel, 4-1/8" Dia.

Chains on this page are intended for use with saws 4.0 cu. in. displacement (65 cc) and larger, and with bars 20 in. (50 cm) and longer.

58 Super Guard® .404"

CHISEL



Kickback Reducing Features 	End View 	Use 
---	---	--

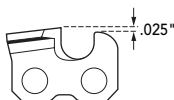
Not a Low-kickback Chain

Chain Type	Gauge
58J, 58L, 58LG*	.058"
59J, 59L, 59JG*, 59LG*	.063"

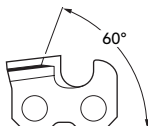
*Recently obsoleted Oregon® chain part numbers

FILING

① DEPTH-GAUGE SETTING



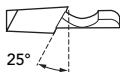
② TOP-PLATE CUTTING ANGLE



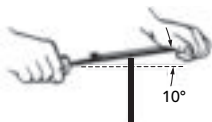
③ SIDE-PLATE ANGLE



④ TOP-PLATE FILING ANGLE



⑤ FILE-GUIDE ANGLE


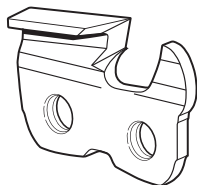


TOOLS FOR FILING

Part No.	Description
70502	7/32" Round File (12-Pack)
31686	7/32" Assembled File Guide
31941	.025" Depth-gauge Tool, J & L Chains
22290	.025" Depth-gauge Tool, JG & LG Chains
OR534-316	3/16" Grinding Wheel, 5-3/4" Dia.
OR4125-316	3/16" Grinding Wheel, 4-1/8" Dia.

Chains on this page are intended for use with saws 4.0 cu. in. displacement (65 cc) and larger, and with bars 20 in. (50 cm) and longer.

CHISEL



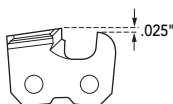
Not a Low-kickback Chain

Chain Type	Gauge
50AJ*, 50AL*	.050"
58CJ, 58CL, 51AJ*, 51AL*	.058"
59CJ, 59CK, 59CL, 52AJ*, 52AK*, 52AL*	.063"

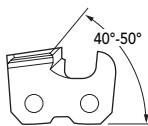
*Recently obsoleted Oregon® chain part numbers

FILING

① DEPTH-GAUGE SETTING



② TOP-PLATE CUTTING ANGLE



③ SIDE-PLATE ANGLE



④ TOP-PLATE FILING ANGLE



⑤ GULLET FILING (SEE PAGE 66)



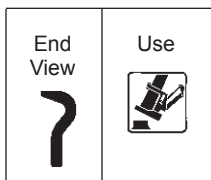
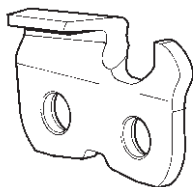
TOOLS FOR FILING

Part No.	Description
22290	.025" Depth-gauge Tool
12211	Depth-gauge File (flat)

Chains on this page are intended for use with saws 4.0 cu. in. displacement (65 cc) and larger, and bars 20 in. (50 cm) and longer.

60 Harvester Chain .404"

CHIPPER

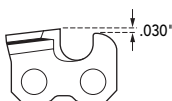


Chain Type	Gauge
59AA	.063"

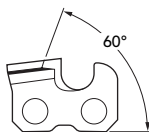
***Harvester,
no hand-held applications***

FILING

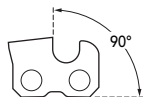
① DEPTH-GAUGE SETTING



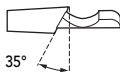
② TOP-PLATE CUTTING ANGLE



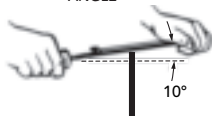
③ SIDE-PLATE ANGLE



④ TOP-PLATE FILING ANGLE



⑤ FILE-GUIDE ANGLE

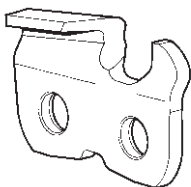


TOOLS FOR FILING

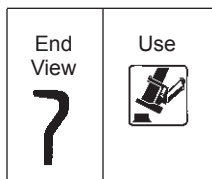
Part No.	Description
70502	7/32" Round File (12-Pack)
31686	7/32" Assembled File Guide
22291	.030" Depth-gauge Tool
OR534-316	3/16" Grinding Wheel, 5-3/4" Dia.
OR4125-316	3/16" Grinding Wheel, 4-1/8" Dia.

⚠ WARNING For use on mechanized harvesting equipment only.

Do not use on hand-held cutting applications as severe injury to operator or bystanders may result.

MICRO CHISEL®

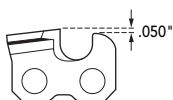
Harvester,
no hand-held applications



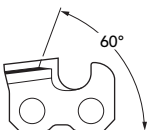
Chain Type	Gauge
16H	.063"
18H	.080"

FILING

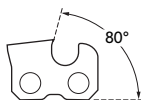
① DEPTH-GAUGE SETTING



② TOP-PLATE CUTTING ANGLE



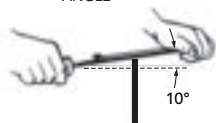
③ SIDE-PLATE ANGLE



④ TOP-PLATE FILING ANGLE



⑤ FILE-GUIDE ANGLE

**TOOLS FOR FILING**

Part No.	Description
70502	7/32" Round File (12-Pack)
31686	7/32" Assembled File Guide
38850	.050" Depth-gauge Tool
OR534-316	3/16" Grinding Wheel, 5-3/4" Dia.
OR4125-316	3/16" Grinding Wheel, 4-1/8" Dia.

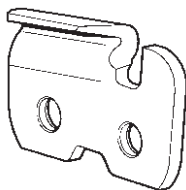
⚠ WARNING

For use on mechanized harvesting equipment only.

Do not use on hand-held cutting applications as severe injury to operator or bystanders may result.

62 Harvester Chain 3/4"

CHIPPER



End View	Use

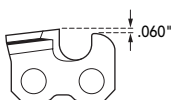


***Harvester,
no hand-held applications***

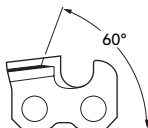
Chain Type	Gauge
11BC	.122"

FILING

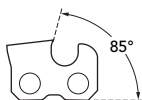
① DEPTH-GAUGE SETTING



② TOP-PLATE CUTTING ANGLE



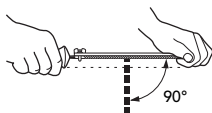
③ SIDE-PLATE ANGLE



④ TOP-PLATE FILING ANGLE



⑤ FILE-GUIDE ANGLE



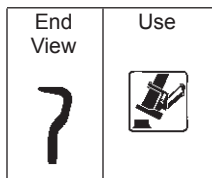
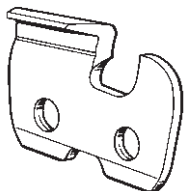
TOOLS FOR FILING

Part No.	Description
90410	5/16" Round File (6-Pack)
26800	.060" Depth-gauge Tool
OR534-516	5/16" Grinding Wheel, 5-3/4" Dia.

⚠ WARNING For use on mechanized harvesting equipment only.

Do not use on hand-held cutting applications as severe injury to operator or bystanders may result.

SEMI CHISEL



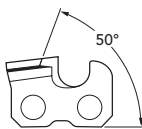
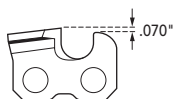
Harvester,
no hand-held applications

Chain Type	Gauge
11H	.122"

FILING

① DEPTH-GAUGE SETTING

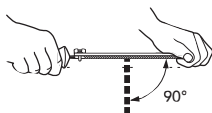
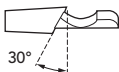
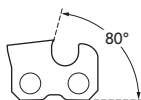
② TOP-PLATE CUTTING ANGLE



③ SIDE-PLATE ANGLE

④ TOP-PLATE FILING ANGLE

⑤ FILE-GUIDE ANGLE



TOOLS FOR FILING

Part No.	Description
90410	5/16" Round File (6-Pack)
107617	5/16" Assembled 11H File Guide
107529	.070" Depth-gauge Tool
OR534-516	5/16" Grinding Wheel, 5-3/4" Dia.

⚠ WARNING

For use on mechanized harvesting equipment only.

Do not use on hand-held cutting applications as severe injury to operator or bystanders may result.